

# COMFORTLINE HI TEMPERATURE CEILING HEATERS

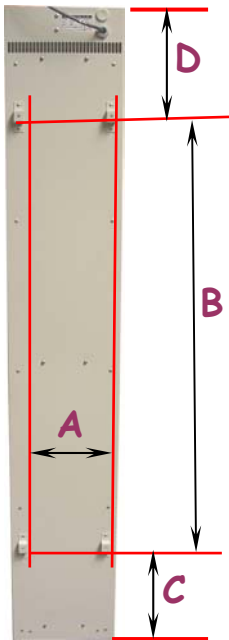
## INSTALLATION INFORMATION

The Heater maybe suspended from the ceiling by using appropriately sized chain or wire, secured to the four fixing points located on the back of each heater. Each heater is supplied with a custom bracket for mounting the heater directly onto a flat ceiling surface.\* (The ceiling securing points must be capable of supporting the weight of each heater).

\* **IMPORTANT:** a suitable "fixing" screw must be installed between the heater mount and the custom supplied mounting bracket to prevent the heater from being "knocked" out from the mounting bracket (seismic constraint).

**WALL/SLOPING CEILING MOUNTING BRACKET:** We also supply a Mounting Bracket (not included within the heater price) for mounting the heater onto a wall, beam, sloping ceiling etc.

## FIXING POINT DIMENSIONS - ON BACK OF HEATER

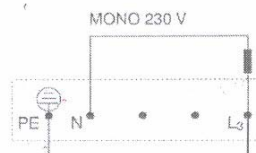


HEATER TYPE	FIXING POINT DIMENSIONS (mm)			
	A	B	C	D
CL09	80	1000	265	235
CL12	80	1000	265	235
CL18	80	1000	265	235
CL24	195	1000	265	235
CL30	195	1000	265	235
CL36	195	1000	265	235

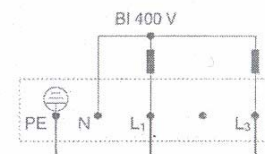
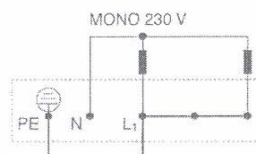
Mount Point hole diameter = 6mm

## TYPICAL WIRING OPTIONS

CL09-12



CL18-24



CL30-36

