

GB

Fitting Instruction

devi-pipeheat

For fitting in pipes
with 1" nipple

Item no. 19805367




Fitting of devi-pipeheat in pipes




1. 1" nipple.

Important!


Never install devi-flexheat inside a pipe!



2. The 1" nipple consists of four parts.



3. Install the nipple in a T-piece. The cable is pulled into place in the pipe. Following this, the rubber packing and the washer are pushed into place in the nipple.



4. At last the coupling is firmly fixed.

Please notice:

When installed inside a pipe, the heating cable assembly, if any, must always be placed outside the pipe!